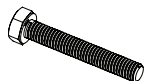


IN8192

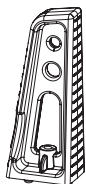
Load Stops

VGLS-1

FX4115 X2
(M6X40)



MA6066 X2



MA6067 X2



MA6068 X1



VGLS-2

FX4115 X4
(M6X40)



MA6066 X4



MA6067 X4



MA6068 X1



GB. Regularly inspect all fixings and parts. Any damaged or worn parts should be immediately removed from the vehicle and replaced.



FR. Inspecter régulièrement toutes les fixations et les pièces. Les pièces endommagées ou usées doivent être immédiatement retiré du véhicule et remplacé.

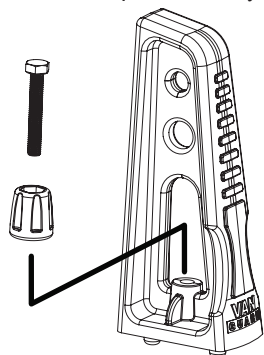


DE. Prüfen Sie regelmäßig alle Befestigungen und Teile. Alle verschlissenen oder beschädigten Teile sollten sofort aus dem Fahrzeug ausgebaut und erneuert.




DK. Undersøg med jævne mellemrum alle løsdele og fæstninger. Beskadede eller slidte dele bør straks fjernes fra køretøjet og repareres eller erstattet.

1 Place the adjustable load stops onto the roof bars and locate with the rail plate already positioned in the t-track.



2 Slide the load stops to the required position on the roof bar and then tighten by hand.



3 Use the supplied tool to tighten further.

